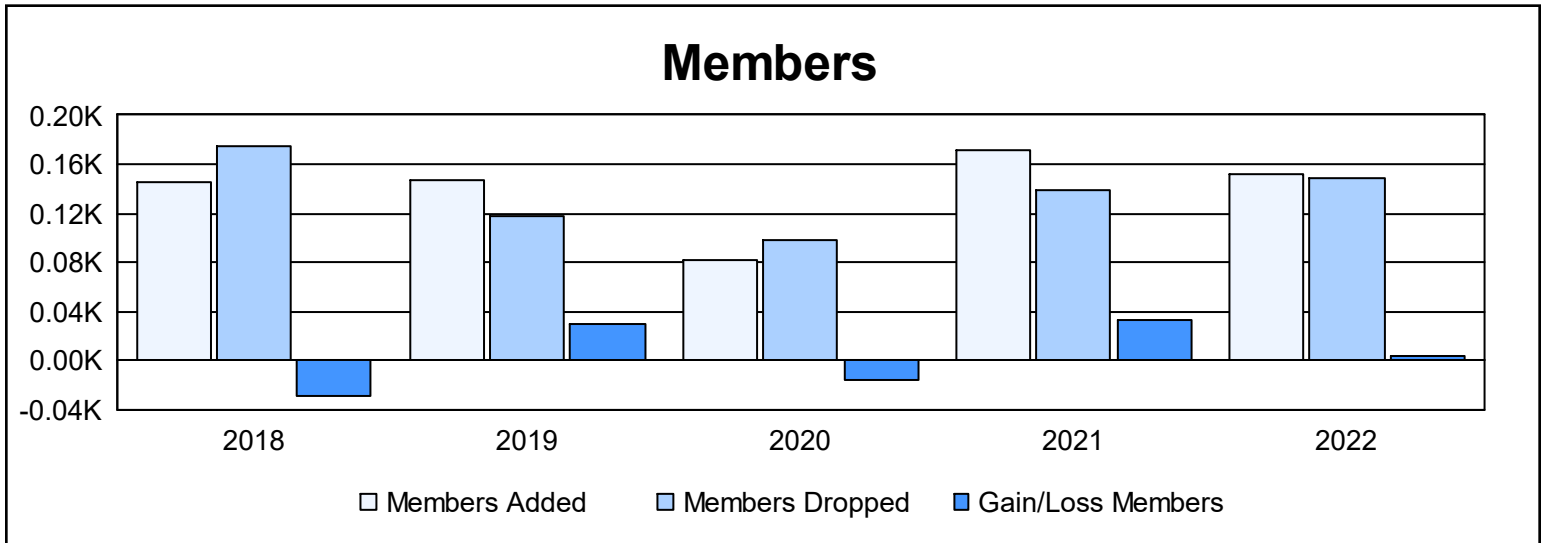
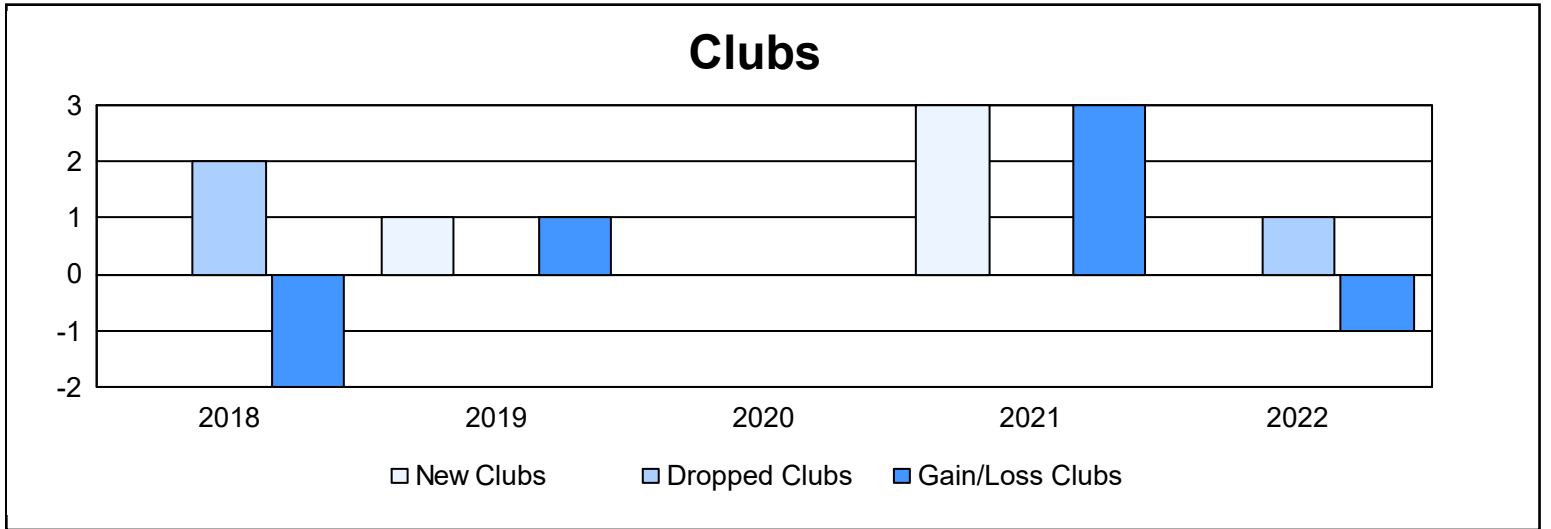
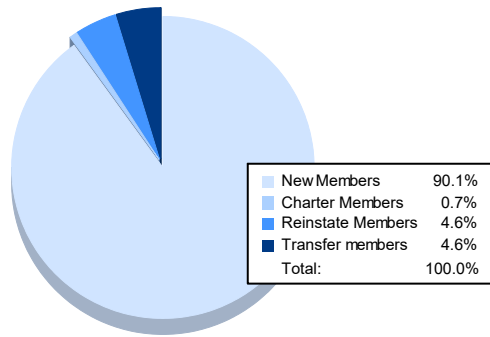


Year	New Clubs	Dropped Clubs	Gain/ Loss Clubs	New Members	Charter Members	Reinstate Members	Transfer Members	Total Member Added	Total Members Dropped	Gain/ Loss Members
2017-2018	0	2	-2	132	1	7	5	145	174	-29
2018-2019	1	0	1	120	20	5	2	147	118	29
2019-2020	0	0	0	75	0	5	2	82	98	-16
2020-2021	3	0	3	94	74	3	1	172	139	33
2021-2022	0	1	-1	137	1	7	7	152	149	3
<b>Average</b>	<b>1</b>	<b>1</b>	<b>0</b>	<b>112</b>	<b>19</b>	<b>5</b>	<b>3</b>	<b>140</b>	<b>136</b>	<b>4</b>



### Membership Composition June 2022 Cumulative



### Gender Composition June 2022 Cumulative

